







LEGEND	
	GLAZED PARTITION FOR MANAGER CABIN
	SEMI GLAZED DOUBLE SIDED LAMINATE PARTITION
	HALF HEIGHT TABLE PARTITION WITH GLAZING & DOUBLE SIDED LAMINATE
	CASH COUNTER PARTITION WITH GLAZING & DOUBLE SIDED LAMINATE
	FULL HEIGHT PARTITION WITH CEMENT BOARD INSIDE & PLY WITH LAMINATE OUTSIDE
	FULL HEIGHT PARTITION WITH BOTH SIDE CEMENT BOARD

**ATM AREA-45 SQFT**  
**CARPET AREA-1620 SQFT**  
**BUILT-UP AREA-1857 SQFT**

**Notes :**  
 ALL DIMENSIONS ARE TO BE CHECKED AND CO-RELATED WITH THE RELEVANT ARCHITECTURAL & STRUCTURAL DRAWINGS AND ANY AMBIGUITY SHALL BE IMMEDIATELY BROUGHT TO THE NOTICE OF THE ARCHITECTS BEFORE COMMENCEMENT OF THE WORK. THIS DRAWING IS THE PROPERTY OF ATTIK ARCHITECTS AND IS NOT TO BE COPIED OR USED WITHOUT THEIR PERMISSION.

**Architects :**  
**ATTIK ARCHITECTS**  
 architect  
 SITHLA ASTHAN ROAD, NEAR  
 TILKAMANJHI THANA, BHAGALPUR, PH. NO.  
 7503821328  
 9430546484,9899677289

**Consultants :**

**Drawing Title:-**  
**CANARA BANK KODARAMA BRANCH**

**Client :**  
**CANARA BANK**

REVISIONS :			
Sl.No	Date	Reason	Change

**Job Title :**

<b>Date:-</b> 16-07-2024	<b>Checked by:-</b> AR.VIKASH KR.	<b>NORTH :</b>
<b>Scale:-</b> NTS	<b>Dealt by:</b>	
<b>DRG. NO:-01</b>		<b>R 1</b>
<b>ATTIK ARCHITECTS</b>		

This drawing is the property of Attik Architects. No part of this may be reproduced or transmitted in any form without prior permission in writing from Attik Architects. Any person doing so, shall be liable to criminal prosecution and civil claims for damages.