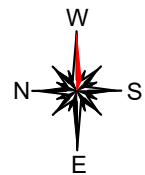
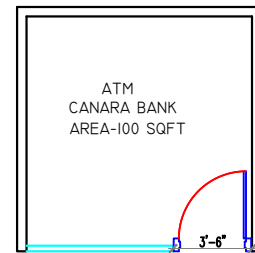
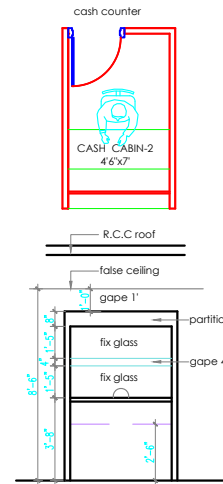


LEGEND	
	GLAZED PARTITION FOR MANAGER CABIN
	SEMI GLAZED DOUBLE SIDED LAMINATE PARTITION
	HALF HEIGHT TABLE PARTITION WITH GLAZING & DOUBLE SIDED LAMINATE
	CASH COUNTER PARTITION WITH GLAZING & DOUBLE SIDED LAMINATE
	FULL HEIGHT PARTITION WITH CEMENT BOARD INSIDE & PLY WITH LAMINATE OUTSIDE
	FULL HEIGHT PARTITION WITH BOTH SIDE CEMENT BOARD



FIRST FLOOR
 ATM AREA-100 SQFT
 CARPET AREA-1250 SQFT
 TOTAL CARPET AREA-1350 SQFT

Notes : ALL DIMENSIONS ARE TO BE CHECKED AND CO-RELATED WITH THE RELEVANT ARCHITECTURAL & STRUCTURAL DRAWINGS AND ANY AMBIGUITY SHALL BE IMMEDIATELY BROUGHT TO THE NOTICE OF THE ARCHITECTS BEFORE COMMENCEMENT OF THE WORK. THIS DRAWING IS THE PROPERTY OF ATTIK ARCHITECTS AND IS NOT TO BE COPIED OR USED WITHOUT THEIR PERMISSION.	Architects : ATTIK ARCHITECTS architect SITHLA ASTHAN ROAD, NEAR TILKAMANJHI THANA, BHARGALPUR, PH. NO. 7503621328 9430546484, 9899677289	Drawing Title:- CANARA BANK BIT MORE Internal	REVISIONS : REV. No. Date Reason Change	Date:- 06-09-2024	Checked by: AR.VIKASH KR.	NORTH:
	Consultants : Client : CANARA BANK	Job Title :	Scale:- NTS	DRG. NO.-01	Dealt by:	R 1
ATTIK ARCHITECTS <small>This drawing/design is property of Atik architects. No part of this may be reproduced or implemented in any form without prior permission in writing from Atikarchitects. Any person doing so, shall be liable to criminal prosecution and civil claims for damages.</small>						