


(1)(a) STATEMENT SHOWING SHAREHOLDING PATTERN IN CLAUSE-35			
NAME OF THE COMPANY: CANARA BANK		Name of the Scrip:	
SCRIP CODE:	532483		
Class of Security:	31/12/2012		
QUARTER ENDED:			
Partly paid-up shares	No. of partly paid-up shares	As a % of total no. of partly paid-up shares	As a % of total no. of shares of the Company.
Held by promoter/promoter group	0	0	0
Held by Public	0	0	0
Total:	0	0	0
Outstanding convertible securities:	No. of outstanding securities	As a % of total no. of outstanding convertible securities.	As a % of total no. of shares of the Company assuming full conversion of the convertible securities
Held by promoter/promoter group	0	0	0
Held by Public	0	0	0
Total:	0	0	0
Warrants:	No. of warrants	As a % of total no. of warrants	As a % of total no. of shares of the Company, assuming full conversion of warrants
Held by promoter/promoter group	0	0	0
Held by Public	0	0	0
Total:	0	0	0
Total paid-up capital of the Company, assuming full conversion of warrants and convertible securities	443000000 (Rs. 10/- per Share)	0	100.00



कुते केनरा बैंक
For CANARA BANK


केनरा बैंक और कंपनी सचिव
Divisional Manager & Company Secretary



CANARA BANK									
DISTRIBUTION OF SHAREHOLDING AS ON 31/12/2012									
CAT. CODE	CATEGORY	NO. OF SHARE HOLDERS	TOTAL SHARES	DEMAT SHARES	PERCENTAGE		PLEDGE SHARES	PLEDGE %	(IX)= (VIII)/(IV)*100
					A+B	A+B+C			
(I)	(II)	(III)	(IV)	(V)	(VI)	(VII)	(VIII)		
A	PROMOTER AND PROMOTER GROUP								
1.	INDIAN								
a	Individual / HUF	--	--	--	--	--	--	--	--
b	Central Government / State Government	1300000000	3000000000	67.7201	67.7201	67.7201	0	0.0000	
c	Bodies Corporate	--	--	--	--	--	--	--	
d	Financial Institutions / Banks	--	--	--	--	--	--	--	
e	Any Other (specify)	--	--	--	--	--	--	--	
	Sub Total A(1) :	1300000000	3000000000	67.72	67.72	67.72	0	0	
2	FOREIGN								
a	Individuals (NRIs / Foreign Individuals)	--	--	--	--	--	--	--	
b	Bodies Corporate	--	--	--	--	--	--	--	
c	Institutions	--	--	--	--	--	--	--	
d	Qualified Foreign Investors	--	--	--	--	--	--	--	
e	Any Other (specify)	--	--	--	--	--	--	--	
	Sub Total A(2) :	0	0	0.00	0.00	0.00	0	0	
	Total A= A(1) + A (2) :	1300000000	3000000000	67.72	67.72	67.72	0	0.00	
B	PUBLIC SHAREHOLDING								
1	INSTITUTIONS								
a	Mutual Funds / UTI	61	20119226	20119226	4.5416	4.5416	--	--	
b	Financial Institutions / Banks	23	4980723	4980723	1.1243	1.1243	--	--	



c	Central Government / State Government (s)	--	--	--	--	--	--	--	--	--	--	--	--
d	Venture Capital Funds	--	--	--	--	--	--	--	--	--	--	--	--
e	Insurance Companies	35	33500756	33500756	7.5622	7.5622	7.5622	7.5622	7.5622	7.5622	7.5622	7.5622	7.5622
f	Foreign Institutional Investors	326	56522377	56522377	12.7590	12.7590	12.7590	12.7590	12.7590	12.7590	12.7590	12.7590	12.7590
g	Foreign Venture Capital Investors	--	--	--	--	--	--	--	--	--	--	--	--
h	Qualified Foreign Investors	--	--	--	--	--	--	--	--	--	--	--	--
i	Any Other (specify)	--	--	--	--	--	--	--	--	--	--	--	--
	Sub Total B(1):	445115123082	115123082	115123082	25.99	25.99	25.99	25.99	25.99	25.99	25.99	25.99	25.99
2	NON - INSTITUTIONS												
a	Bodies Corporate	1069	6861563	6715163	1.5489	1.5489	1.5489	1.5489	1.5489	1.5489	1.5489	1.5489	1.5489
b	Individuals												
	(i) Individual holding nominal share capital up to Rs. 1 lakh	112300	19689366	12931880	4.4446	4.4446	4.4446	4.4446	4.4446	4.4446	4.4446	4.4446	4.4446
	(ii) Individual holding nominal share capital in excess of Rs. 1 lakh	32	737703	693103	0.1665	0.1665	0.1665	0.1665	0.1665	0.1665	0.1665	0.1665	0.1665
c	Others												
	-CLEARING MEMBERS	242	153579	153579	0.0347	0.0347	0.0347	0.0347	0.0347	0.0347	0.0347	0.0347	0.0347
	-NON RESIDENT INDIANS	1202	366210	366210	0.0827	0.0827	0.0827	0.0827	0.0827	0.0827	0.0827	0.0827	0.0827
	-TRUSTS	9	68497	68397	0.0155	0.0155	0.0155	0.0155	0.0155	0.0155	0.0155	0.0155	0.0155
	Sub Total B(2):	114854	27876918	20928332	6.29	6.29	6.29	6.29	6.29	6.29	6.29	6.29	6.29
	Total B = B(1) + B (2):	115299	143000000	136051414	32.28	32.28	32.28	32.28	32.28	32.28	32.28	32.28	32.28
	Total (A + B):	115300	443000000	436051414	100.00	100.00	100.00	100.00	100.00	100.00	100.00	100.00	100.00
C	Shares Held by Custodians, against which Depository Receipts have been issued	--	--	--	--	--	--	--	--	--	--	--	--
	GRAND TOTAL (A + B + C):	115300	443000000	436051414	100.00	100.00	100.00	100.00	100.00	100.00	100.00	100.00	100.00


कुते केनरा बैंक

For CANARA BANK


Divisional Manager & Company Secretary




(I)(b) Statement showing holding of securities (including shares, warrants, convertible securities) of persons belonging to the category "Promoter and Promoter Group"												
Sl. No	Name of the Shareholder	Details of Shares held		Encumbered shares (*)			Details of Warrants			Details of convertible securities		Total Shares (including underlying shares assuming full conversion of warrants and convertible securities) as a % of diluted share capital
		No. of Shares held	As a % of grand total (A)+(B)+(C)	Pledge Shares	AS a percentage	AS a % of grand total (A) + (B) + (C) of sub-clause (I)(a)	Number of warrants held	As a % total number of warrants of the same class	Number of convertible securities held	As a % total number of convertible securities of the same class		
(I)	(II)	(III)	(IV)	(V)	(VI)=(V)/(III)*100	(VII)	(VIII)	(IX)	(X)	(XI)	(XII)	
1	PRESIDENT OF INDIA	300000000	67.72	0	0.00	0.00	0	0.00	0	0.00	0.00	
TOTAL :		300000000	67.72	0	0.00	0.00	0	0.00	0	0.00	0.00	




(I)(c)(i)	Statement showing holding of securities (including shares, warrants, convertible securities) of persons belonging to the category "Public" and holding more than 1% of the total number of shares							
	Name of the shareholder	Number of shares held	Shares as a percentage of total number of shares {i.e., Grant total (A)+(B)+(C) indicated in Statement at para (I)(a) above}	Details of warrants		Details of convertible securities		Total shares (including underlying shares assuming full conversion of warrants and convertible securities) as a % of diluted share capital)
Sr.No.				Number of warrants held	As a % total number of warrants of the same class	Number of convertible securities held	% w.r.t total number of securities of the same class	
1	LIFE INSURANCE CORPORATION OF INDIA	22008605	4.97	0	0.00	0	0.00	0.00
2	HSBC GLOBAL INVESTMENT FUNDS A/C HSBC GLOBAL INVESTMENT FUNDS MAURITIUS LIMITED	7541204	1.70	0	0.00	0	0.00	0.00
	TOTAL :	29549809	6.67	0	0.00	0	0.00	0.00



(I)(c)(ii)	Statement showing holding of securities (including shares, warrants, convertible securities) of persons (together with PAC) belonging to the category "Public" and holding more than 5% of the total number of shares of the company									
	Sr.No.	Name(s) of the shareholder(s) and the Persons Acting in Concert (PAC) with them	Number of shares held	Shares as a percentage of total number of shares {i.e., Grant total (A)+(B)+(C) indicated in Statement at para (I)(a) above}	Details of warrants		Details of convertible securities		Total shares (including underlying shares assuming full conversion of warrants and convertible securities) as a % of diluted share capital)	
Number of warrants held					As a % total number of warrants of the same class	Number of convertible securities held	% w.r.t total number of convertible securities of the same class			
			0	0	0	0.00	0	0.00		
			0	0	0	0.00	0	0.00		
	TOTAL :		0	0	0	0.00	0	0.00	0.00	





STATEMENT SHOWING DETAILS OF DEPOSITORY RECEIPTS (DRs)				
SLNO	TYPE OF OUTSTANDING DR(ADRs,GDRs,SDRs)	NO.OF.DRs NO.OF.SHARES PERCENT		
	Total	0 0.00		
STATEMENT OF DEPOSITORY RECEIPTS (DRs) HOLDING > 1%				
SLNO	NAME OF THE DR HOLDERS	TYPE NO.OF.SHARES PERCENT		
	Total	0 0.00		
STATEMENT SHOWING DETAILS OF LOCKED-IN SHARES				
SLNO	NAME OF THE SHAREHOLDER	NO.OF LOCKED-IN SHARES	LOCKED-IN SHARES AS A(%) OF TOTAL NUMBER OF SHARES.{i.e, GRAND TOTAL (A)+(B)+(C) INDICATED IN STATEMENT AT PARA(1)(A) ABOVE}	PROMOTER/PROMOTER GROUP/PUBLIC
	Total	0	0.00	

कुते केनरा बैंक

For CANARA BANK

डिविजनल मॅनेजर और कंपनी सचिव
 Divisional Manager & Company Secretary

