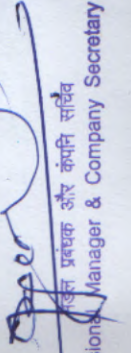


(1)(a) STATEMENT SHOWING SHAREHOLDING PATTERN IN CLAUSE-35


NAME OF THE COMPANY: CANARA BANK		Name of the Scrip:	
SCRIP CODE:	532483		
Class of Security:			
QUARTER ENDED:	30/09/2012		
	No. of partly paid-up shares	As a % of total no. of partly paid-up shares	As a % of total no. of shares of the Company.
Partly paid-up shares			
Held by promoter/promoter group	0	0	0
Held by Public	0	0	0
Total:	0	0	0
Outstanding convertible securities:		As a % of total no. of outstanding convertible securities.	As a % of total no. of shares of the Company assuming full conversion of the convertible securities
Held by promoter/promoter group	0	0	0
Held by Public	0	0	0
Total:	0	0	0
Warrants:		As a % of total no. of warrants	As a % of total no. of shares of the Company, assuming full conversion of warrants
Held by promoter/promoter group	0	0	0
Held by Public	0	0	0
Total:	0	0	0
Total paid-up capital of the Company, assuming full conversion of warrants and convertible securities	443000000 (Rs. 10/- per Share)	0	100.00

दुते केनरा बैंक
For CANARA BANK


विभा प्रबंधक और कंपनी सचिव
Divisional Manager & Company Secretary




CANARA BANK									
DISTRIBUTION OF SHAREHOLDING AS ON 30/09/2012									
CAT. CODE	CATEGORY	NO.OF SHARE HOLDERS	TOTAL SHARES	DEMAT SHARES	PERCENTAGE		PLEDGE SHARES	PLEDGE %	(IX)= (VIII)/(IV)*100
					A+B	A+B+C			
(I)	(II)	(III)	(IV)	(V)	(VI)	(VII)	(VIII)		
A	PROMOTER AND PROMOTER GROUP								
1.	INDIAN								
a	Individual / HUF	--	--	--	--	--	--	--	--
b	Central Government / State Government	130000000	300000000	67.7201	67.7201	67.7201	0	0.0000	
c	Bodies Corporate	--	--	--	--	--	--	--	
d	Financial Institutions / Banks	--	--	--	--	--	--	--	
e	Any Other (specify)	--	--	--	--	--	--	--	
	Sub Total A(1) :	1300000000	3000000000	67.72	67.72	67.72	0	0	
2	FOREIGN								
a	Individuals (NRIs / Foreign Individuals)	--	--	--	--	--	--	--	
b	Bodies Corporate	--	--	--	--	--	--	--	
c	Institutions	--	--	--	--	--	--	--	
d	Qualified Foreign Investor	--	--	--	--	--	--	--	
e	Any Other (specify)	--	--	--	--	--	--	--	
	Sub Total A(2) :	0	0	0.00	0.00	0.00	0	0.00	
	Total A= A(1) + A (2) :	1300000000	3000000000	67.72	67.72	67.72	0	0.00	
B	PUBLIC SHAREHOLDING								
1	INSTITUTIONS								
a	Mutual Funds / UTI	54	15669552	15669552	3.5371	3.5371	--	--	
b	Financial Institutions / Banks	25	5282772	5282772	1.1925	1.1925	--	--	





Statement showing holding of securities (including shares, warrants, convertible securities) of persons belonging to the category "Promoter and Promoter Group"												
(I)(b)	Sl. No	Name of the Shareholder	Details of Shares held		Encumbered shares (*)			Details of Warrants		Total Shares (including underlying shares assuming full conversion of warrants and convertible securities) as a % of diluted share capital		
			No. of Shares held	As a % of grand total (A)+(B)+(C)	Pledge Shares	AS a percentage (VI)=(V)/(III)*100	AS a % of grand total (A) + (B) + (C) of sub-clause (I)(a)	Number of warrants held	As a % total number of warrants of the same class		Details of convertible securities	
	(I)	(II)	(III)	(IV)	(V)	(VI)=(V)/(III)*100	(VII)	(VIII)	(IX)	(X)	(XI)	(XII)
	1	PRESIDENT OF INDIA	300000000	67.72	0	0.00	0.00	0	0.00	0	0.00	0.00
		TOTAL :	300000000	67.72	0	0.00	0.00	0	0.00	0	0.00	0.00




(I)(c)(i)	Statement showing holding of securities (including shares, warrants, convertible securities) of persons belonging to the category "Public" and holding more than 1% of the total number of shares						
	Sr.No.	Name of the shareholder	Number of shares held	Shares as a percentage of total number of shares {i.e., Grant total (A)+(B)+(C) indicated in Statement at para (I)(a) above}	Details of warrants		Total shares (including underlying shares assuming full conversion of warrants and convertible securities) as a % of diluted share capital)
Number of warrants held					As a % total number of warrants of the same class	Number of convertible securities held	
1	LIFE INSURANCE CORPORATION OF INDIA	22008605	4.97	0	0.00	0	0.00
2	HSBC GLOBAL INVESTMENT FUNDS A/C HSBC GLOBAL INVESTMENT FUNDS MAURITIUS LIMITED	7591204	1.71	0	0.00	0	0.00
3	DEUTSCHE SECURITIES MAURITIUS LIMITED	5255769	1.19	0	0.00	0	0.00
	TOTAL :	34855578	7.87	0	0.00	0	0.00



(I)(c)(ii)	Statement showing holding of securities (including shares, warrants, convertible securities) of persons (together with PAC) belonging to the category "Public" and holding more than 5% of the total number of shares of the company						
	Sr.No.	Name(s) of the shareholder(s) and the Persons Acting in Concert (PAC) with them	Number of shares held	Shares as a percentage of total number of shares (i.e., Grant total (A)+(B)+(C) indicated in Statement at para (I)(a) above)	Details of warrants		Total shares (including underlying shares assuming full conversion of warrants and convertible securities) as a % of diluted share capital)
As a % total number of warrants of the same class					Number of warrants held	Details of convertible securities	
			0	0	0	0.00	0.00
			0	0	0	0.00	0.00
	TOTAL :		0	0	0	0.00	0.00

STATEMENT SHOWING DETAILS OF DEPOSITORY RECEIPTS (DRs)					
SLNO	TYPE OF OUTSTANDING DR(ADRs, GDRs, SDRs)	NO. OF DRs	NO. OF .SHARES	PERCENT	PERCENT
	Total	0	0	0	0.00
STATEMENT OF DEPOSITORY RECEIPTS (DRs) HOLDING > 1%					
SLNO	NAME OF THE DR HOLDERS	TYPE	NO. OF .SHARES	PERCENT	PERCENT
	Total		0	0	0.00
STATEMENT SHOWING DETAILS OF LOCKED-IN SHARES					
SLNO	NAME OF THE SHAREHOLDER	CAT. CODE	NO. OF SHARES	LOCK RELEASE DATE	PERCENTAGE
	Total		0		0.00

कृते केनरा बैंक
For CANARA BANK


मंडल प्रबंधक और कंपनी सचिव
Divisional Manager & Company Secretary

