

**CANARA BANK SECURITIES LIMITED**  
(A WHOLLY OWNED SUBSIDIARY OF CANARA BANK)  
Registered Office: 7TH FLOOR, MAKER CHAMBERS III, NARIMAN POINT, MUMBAI-400021

(Rs. In lakhs)

**BALANCE SHEET AS AT 31.03.2023**

PARTICULARS	NOTES	As at 31.03.2023 (Audited)		As at 31.03.2022 (Audited)	
<b>I. EQUITY AND LIABILITIES</b>					
<b>(1) SHARE HOLDERS' FUND</b>					
(a) Share Capital	1	1,600.00		1,600.00	
(b) Reserves and Surplus	2	5,717.04		5,201.84	
			7,317.04		6,801.84
<b>(2) SHARE APPLICATION MONEY PENDING ALLOTMENT</b>					
<b>(3) NON -CURRENT LIABILITIES</b>					
(a) Long Term Provisions	3	9.56		5.86	
			9.56		5.86
<b>(4) CURRENT LIABILITIES</b>					
<b>(a) Trade Payables:-</b>					
<b>(A) total outstanding dues of micro, small &amp; medium enterprises ; and</b>					
<b>(B) total outstanding dues of creditors other than micro, small &amp; medium enterprises</b>					
(b) Short term borrowing	4	0.12		-	
(c) Other Current Liabilities	5	368.68		2,337.44	
(d) Short Term Provisions	6	976.62		903.53	
			1,345.42		3,240.98
<b>TOTAL</b>			<b>8,672.02</b>		<b>10,048.68</b>
<b>II. ASSETS</b>					
<b>(1) NON-CURRENT ASSETS</b>					
<b>(a) Property, Plant and Equipment and Intangible assets</b>					
(i) Property, Plant and Equipment	7	50.65		47.64	
(ii) Intangible assets	7	52.29		54.58	
(iii) Capital work-in-progress		-		-	
(iv) Intangible Assets under development		-		-	
(b) Deferred Tax Assets (Net)	8	17.21		15.68	
(c) Other Non-Current Assets	9	273.03		248.03	
			393.19		365.94
<b>(2) CURRENT ASSETS</b>					
(a) Current Investments	10	-		65.00	
(b) Inventories	11	172.40		1,564.32	
(c) Trade Receivables	12	238.47		305.97	
(d) Cash and Bank Balances	13	6,570.55		5,041.39	
(e) Other Current Assets	14	1,297.41		2,706.06	
			8,278.84		9,682.74
			<b>8,672.02</b>		<b>10,048.68</b>

Significant Accounting Policies are forming part of the Financial Statements.

For Samria & Co  
Chartered Accountants  
Firm Registration No. 109043W

On behalf of the Board of Directors of  
Canara Bank Securities Limited



Adhar Samria  
Partner  
M. No: 049174  
Place: Mumbai

Date: 21-4-2023

UDIN-23049174

BGP/ERL/6237

Kalyan Venkatasubramaniam  
Independent Director  
DIN: 10043991

Tarun Kumar Gupta  
Independent Director  
DIN: 01581768

Bikram Singh Raina  
Independent Director  
DIN: 09374026

Madhuri Appan  
Chief Financial Officer  
PAN: BENFA5937G

Shruti Gandhi  
Company Secretary  
M. No: A49901


Debashish Mukherjee  
Chairman  
DIN: 08193978

Biplav Kumar Mishra  
Managing Director  
DIN: 08712819

Mahesh Muralidhar Pai  
Director  
DIN: 09164982

Kalyani Kola  
Director  
DIN: 08754192

Place: Mumbai  
Date:



**CANARA BANK SECURITIES LIMITED**  
(A WHOLLY OWNED SUBSIDIARY OF CANARA BANK)  
Registered Office: 7TH FLOOR, MAKER CHAMBERS III, NARIMAN POINT, MUMBAI-400021

**STATEMENT OF PROFIT & LOSS FOR THE YEAR ENDED 31.03.2023**

(Rs. In lakhs)

Particulars	NOTES	For the Year ended 31st March 2023		For the Year ended 31st March 2022	
<b>INCOME</b>					
<b>I. Revenue from operations</b>					
Income from Services	15	1,814.12		2,193.89	
Revenue from Sales	15	4,588.22		12,338.34	
Interest & Finance	15	44.38		399.02	
<b>TOTAL</b>			<b>6,446.71</b>		<b>14,931.26</b>
<b>II. Other Income</b>	<b>16</b>		<b>364.15</b>		<b>354.29</b>
<b>III. TOTAL INCOME (I + II)</b>	<b>(A)</b>		<b>6,810.86</b>		<b>15,285.55</b>
<b>IV. EXPENDITURE</b>					
Cost of Materials consumed					
Purchase of Stock-in-Trade	17	3,116.90		4,814.95	
Changes in inventories of stock in Trade	18	1,391.72		6,744.41	
Employees Benefit Expenses	19	524.31		436.80	
Finance Cost	20	0.46		2.26	
Depreciation and Amortization Expenses	7	60.74		58.27	
Other Expenses	21	699.45		675.03	
<b>TOTAL EXPENSES</b>	<b>(B)</b>		<b>5,793.58</b>		<b>12,731.72</b>
<b>(V) Profit/(Loss) Before exceptional items, extraordinary items and tax (III-IV)</b>	<b>(A) - (B)</b>		<b>1,017.28</b>		<b>2,553.82</b>
<b>(VI) Exceptional Items</b>					
a) Prior Period Expense			2.53		-
<b>(VII) Profit before extraordinary items and Tax (V - VI)</b>			<b>1,014.75</b>		<b>2,553.82</b>
<b>(VIII) Extraordinary items</b>			-		-
<b>(IX) Profit Before Tax (VII - VIII)</b>			<b>1,014.75</b>		<b>2,553.82</b>
<b>(X) Tax Expense (Provision for Taxation)</b>					
Current Tax		260.00		656.00	
Deferred Tax		(1.53)		(0.37)	
Short/Excess Provision for Tax of Earlier years		1.08		94.70	
<b>Profit/(Loss) After Tax (IX - X)</b>			<b>755.20</b>		<b>1,803.49</b>
<b>Earning per Share (Basic and Diluted) (in Rs.)</b>			<b>4.72</b>		<b>4.67</b>

Significant Accounting Policies are forming part of the Financial Statements.

For Samria & Co  
Chartered Accountants  
Firm Registration No. 109043W

On behalf of the Board of Directors of  
Canara Bank Securities Limited


Arhar Samria  
Partner


M. No: 049174  
Place: Mumbai


Date: 21-4-2023


UDIN-23049174


BGP/ERL6237

  
Kalyan Venkatasubramaniam  
Independent Director  
DIN: 10043991

  
Tarun Kumar Gupta  
Independent Director  
DIN: 01581768

  
Bikram Singh Raina  
Independent Director  
DIN: 09374026

  
Madhuri Appan  
Chief Financial Officer  
PAN: BENPA5937G

  
Shruti Gandhi  
Company Secretary  
M. No: A49901

Place: Mumbai

Date:



**CANARA BANK SECURITIES LIMITED**  
 CIN - U67120MH1996GOI097783  
 Registered Office: 7TH FLOOR, MAKER CHAMBERS III, NARIMAN POINT, MUMBAI- 400021  
 Audited Cash Flow Statement for the year ended on 31st March, 2023

(Rs. In lakhs)

PARTICULARS	For the year ended 31st March 23		For the year ended 31st March 22	
<b>A.) CASH FLOW FROM OPERATING ACTIVITIES</b>				
Net profit before tax and extraordinary items adjustments for:		1,014.75		2,553.82
Depreciation & Amortization on Property, Plant and Equipment	60.74		58.27	
Profit/ Loss on sale of Property, Plant and Equipment	0.22		(0.20)	
Interest on borrowings	-		-	
Provision for doubtful debt	4.81		15.93	
Provision for diminution in value of inventories	0.20		-	
Excess/(Short) provision of earlier years	(1.08)		(94.70)	
		64.89		(20.70)
Operating profit before working capital changes		1,079.64		2,533.12
Adjustments for changes in asset and liabilities				
Inventories	1,391.72		6,729.55	
Current Investment	65.00		(20.50)	
Adjustment for Long & Short term Provision	(183.22)		(658.65)	
Trade payables + Other Current Liabilities	(1,968.76)		1,610.24	
Trade Receivables	62.69		(8.79)	
Other Current Asset	1,647.65		(199.45)	
Other Non current Asset	0.001		301.96	
		1,015.08		7,754.36
Direct Tax Paid (Net)		2,094.72		10,287.48
		(239.00)		(440.00)
		-		-
Net cash from operating activities (A)		1,855.72		9,847.48
<b>B.) CASH FLOW FROM INVESTING ACTIVITIES</b>				
Purchase Of Property, Plant and Equipment	(61.75)		(74.08)	
Profit/(Loss) on Sale of Property, Plant and Equipment	(0.22)		0.20	
Investment in term deposit for more than 12 month	(25.00)		-	
Dividend received	-		-	
Sale of Property, Plant and Equipment	0.30		-	
Net cash from investing activities (B)		(86.68)		(73.88)
<b>C.) CASH FLOW FROM FINANCING ACTIVITIES</b>				
Interest on Borrowing	-		-	
OD Availed / Repaid	0.12		(600.06)	
Capital Reduction	-		(8,268.00)	
Dividend paid	(240.00)		(888.89)	
Net cash used in financing activities (C)		(239.88)		(9,756.95)
Net increase/(decrease) in Cash and Cash Equivalents		1,529.16		16.65
Cash and cash equivalent at the beginning of the year		5,041.40		5,024.75
Cash and cash equivalent at the end of the year		6,570.55		5,041.40

Significant Accounting Policies are forming part of the Financial Statements.

For Samria & Co  
 Chartered Accountants  
 Firm Registration No. 109043W

On behalf of the Board of Directors of  
 Canara Bank Securities Limited

Adhar Samria

Partner

M. No: 049174

Place: Mumbai

Date: 21-4-2023

UDIN-23049174

BGPERL6237

Place: Mumbai

Date:



 Adhar Samria Partner M. No: 049174 Place: Mumbai Date: 21-4-2023 UDIN-23049174 BGPERL6237	 Debasish Mukherjee Chairman DIN: 08193978	 Biprav Kumar Mishra Managing Director DIN: 08712819	 Mahesh Muralidhar Pai Director DIN: 09164982
 Kalyan Venkatasubramaniam Independent Director DIN: 10043991	 Tarun Kumar Gupta Independent Director DIN: 01581768	 Bikram Singh Raina Independent Director DIN: 09374026	 Madhuri Appan Chief Financial Officer PAN: BENPA5937G
			 Kalyan Kota Director DIN: 08754192
			 Shruti Gandhi Company Secretary M. No: A39901

NOTE 1

(Rs. in lakhs)

SHARE CAPITAL	As at 31/03/2023	As at 31/03/2022
a. Authorised 10,00,00,000 (Previous Year - 10,00,00,000) Equity Shares of Rs. 10 each	10,000.00	10,000.00
Issued, Subscribed & Paid up 1,60,00,000 (Previous Year-1,60,00,000) Equity Shares of Rs. 10 each fully paid	1,600.00	1,600.00
	1,600.00	1,600.00

b. Rights of the Equity Shareholders

The Company has only one class of equity shares having a par value of Rs 10/- each. These shares rank pari passu with each other and in accordance with the Articles of Association of the Company, each equity shareholder is entitled to the same rights as regards voting, dividend and repayment of capital in proportion to his shareholding and there are no restrictions to the rights of shareholders. There are no shares allotted as fully paid up by way of bonus shares or allotted as fully paid up pursuant to contract without payment being received in cash or bought back during the period of five years immediately preceding the reporting date, except as mentioned above.

c. Reconciliation of the number of shares outstanding

(Rs. in lakhs)

Particulars	As at 31/03/2023		As at 31/03/2022	
	No of Shares	Amount	No of Shares	Amount
Number of shares at the beginning	160	1,600.00	400	4,000.00
Add: Fresh issue of shares	-	-	-	-
Less: Reduction in Numbers of shares as per scheme approved by NCLT	-	-	240	2,400.00
Number of shares at the end	160	1,600.00	160	1,600.00

Consequent to the order of the Hon'ble National Company Law Tribunal, Mumbai Bench, during the previous year, the issued, subscribed and paid up equity share capital of the Company was reduced from Rs.4,000 Lakh (Rupees Forty Crore only) consisting of 4,00,00,000 (Four Crore only) equity shares of Rs.10/- each to Rs.1,600 Lakh (Rupees Sixteen Crore only) consisting of 1,60,00,000 (One Crore Sixty Lakhs) equity shares of Rs.10/- each by cancelling and extinguishing in aggregate 60% (Sixty Percent) of the total issued, subscribed and paid up equity share capital of the Company comprising 2,40,00,000 (Two crore forty lakh) equity shares of Rs.10/- each held by the parent Canara Bank and the proportionate capital amount aggregating to Rs. 8,268 Lakh (Rupees Eighty Two Crore Sixty Eight Lakhs only) including 60% share of accumulated profit of Rs.5,868 Lakh (Rupees Fifty Eight Crore Sixty Eight Lakhs Only) was returned to them.

d. Value of Shares held by Holding / Ultimate holding company or fellow subsidiaries and other associates

(Rs. in lakhs)

Particulars	As at 31/03/2023		As at 31/03/2022	
	No. of Shares	Amount	No. of Shares	Amount
Canara Bank - Holding Company	159.998	1,599.976	159.998	1,599.976
Canara Bank - jointly with others	0.002	0.024	0.002	0.024
Total	160.000	1,600.000	160.000	1,600.000

e. Details of Shareholders holding more than 5% of Shares

Particulars	As at 31/03/2023		As at 31/03/2022	
	No. of Shares	(%) of Holding	No. of Shares	(%) of Holding
Canara Bank-Holding company	159.998	99.999	159.998	99.999
Canara Bank - jointly with others	0.002	0.002	0.002	0.001
Total	160.000	100.000	160.000	99.999

f. Details of Shareholding of Promoters

Shares held by promoters at the end of the year 31/03/2023			% Change during the period
Promoter Name	No. of Shares	(%) of total shares	
Canara Bank-Holding company	159.998	100.00	Nil
Canara Bank - jointly with others	0.002	0.00	Nil
TOTAL	160.000	100.00	Nil

Shares held by promoters at the end of the year 31/03/2022			% Change during the period
Promoter Name	No. of Shares	(%) of total shares	
Canara Bank-Holding company	159.998	99.999	Nil
Canara Bank - jointly with others	0.002	0.002	Nil
TOTAL	160.000	100.000	Nil



## Note 2

(Rs. in lakhs)

Reserve & Surplus	As at 31/03/2023	As at 31/03/2022
<b>General Reserve</b>		
Balance as per Previous Financial year	621.65	621.65
Add: Amount transferred from Surplus balance in the statement of Profit and Loss	66.23	0.00
Closing Balance	687.88	621.65
<b>Profit &amp; Loss account</b>		
Balance as per last Financial year	4,580.19	9,533.59
Add: Profit/(Loss) for the year	755.20	1,803.49
Less: Reduction in Capital	-	(5,868.00)
Less: Interim Dividend for the year	(240.00)	(888.89)
Amount transferred to general reserve	(66.23)	-
	5,029.16	4,580.19
<b>TOTAL</b>	<b>5,717.04</b>	<b>5,201.84</b>

## Note 3

(Rs. in lakhs)

Long Term Provisions	As at 31/03/2023	As at 31/03/2022
Provision for Gratuity	9.56	5.86
<b>TOTAL</b>	<b>9.56</b>	<b>5.86</b>

## Note 4

(Rs. in lakhs)

Short Term Borrowings	As at 31/03/2023	As at 31/03/2022
(a) Loan repayable on demand		
Secured		
From Bank	0.12	-
From Other Parties	-	-
<b>TOTAL</b>	<b>0.12</b>	<b>-</b>

Fixed deposit amounting to Rs.2430.81 lakhs(PY Rs.2360.42515 Lakhs) has been pledged with bank for the overdraft limit

## Note 5

(Rs. in lakhs)

Other Current Liabilities	As at 31/03/2023	As at 31/03/2022
Payable to client	320.21	2,293.01
Outstanding Expense	19.20	10.76
Statutory Liabilities	23.87	27.65
Other	5.39	6.03
<b>TOTAL</b>	<b>368.68</b>	<b>2,337.44</b>

## Note 6

(Rs. in lakhs)

Short Term Provisions	As at 31/03/2023	As at 31/03/2022
Provision for CSR	10.32	-
Provision for Gratuity	0.06	0.03
Provision for Expense	50.24	46.14
Provision for Income Tax	916.00	857.36
<b>TOTAL</b>	<b>976.622</b>	<b>903.533</b>



Note 7 Property, Plant and Equipment and Intangible assets

The changes in the carrying value of property, plant and equipment for the period ended 31/03/2023 are as follows: (Rs. In Lakhs)

Particulars /Assets	TANGIBLE ASSETS				
	Office Equipments	Motor Cars	Computers (Hardware)	Furniture & Fixtures	Total
Gross carrying value as at 01/04/2022	53.80	9.55	440.25	57.17	560.76
Additions	2.07	-	22.19	1.06	25.31
Deductions/Adjustments	4.80	-	-	0.21	5.02
Gross carrying value as at 31/03/2023	51.06	9.55	462.44	58.01	581.06
Accumulated depreciation as at 01/04/2022	50.35	8.72	399.67	54.39	513.12
Additions	1.00	0.26	20.17	0.58	22.00
Deductions/Adjustments	4.56	-	-	0.16	4.72
Accumulated depreciation as at 31/03/2023	46.78	8.98	419.83	54.81	530.40
Carrying value as at 01/04/2022	3.45	0.83	40.58	2.78	47.64
Carrying value as at 31/03/2023	4.28	0.57	42.61	3.20	50.65

The changes in the carrying value of property, plant and equipment for the year ended 31/03/2022 are as follows: (Rs. In Lakhs)

Particulars /Assets	TANGIBLE ASSETS				
	Office Equipments	Motor Cars	Computers (Hardware)	Furniture & Fixtures	Total
Gross carrying value as at 01/04/2021	52.93	9.55	413.68	57.17	533.32
Additions	0.87	-	26.77	-	27.64
Deductions/Adjustments	-	-	0.20	-	0.20
Gross carrying value as at 31/03/2022	53.80	9.55	440.25	57.17	560.76
Accumulated depreciation as at 01/04/2021	49.31	8.35	373.06	53.45	484.17
Additions	1.04	0.37	26.80	0.93	29.15
Deductions/Adjustments	-	-	0.20	-	0.20
Accumulated depreciation as at 31/03/2022	50.35	8.72	399.67	54.39	513.12
Carrying value as at 01/04/2021	3.62	1.20	40.62	3.71	49.15
Carrying value as at 31/03/2022	3.45	0.83	40.58	2.78	47.64


Intangible Assets

The changes in the carrying value of Intangible Assets for the period ended 31/03/2023 are as follows: (Rs. In Lakhs)

Particulars /Assets	INTANGIBLE ASSETS		
	Computer (Software)	License Fees	Total
Gross carrying value as at 01/04/2022	439.56	7.62	447.17
Additions	36.44	-	36.44
Deductions/Adjustments	-	-	-
Gross carrying value as at 31/03/2023	476.00	7.62	483.62
Accumulated amortisation as at 01/04/2022	390.40	2.19	392.59
Additions	38.31	0.43	38.74
Deductions/Adjustments	-	-	-
Accumulated amortisation as at 31/03/2023	428.71	2.62	431.33
Carrying value as at 01/04/2022	49.16	5.43	54.58
Carrying value as at 31/03/2023	47.29	5.00	52.29

The changes in the carrying value of Intangible Assets for the year ended 31/03/2022 are as follows: (Rs. In Lakhs)

Particulars /Assets	INTANGIBLE ASSETS		
	Computer (Software)	License Fees	Total
Gross carrying value as at 01/04/2021	400.73	-	400.73
Additions	38.83	7.62	46.44
Deductions/Adjustments	-	-	-
Gross carrying value as at 31/03/2022	439.56	7.62	447.17
Accumulated amortisation as at 01/04/2022	363.47	-	363.47
Additions	26.93	2.19	29.12
Deductions/Adjustments	-	-	-
Accumulated amortisation as at 31/03/2022	390.40	2.19	392.59
Carrying value as at 01/04/2021	37.26	-	37.26
Carrying value as at 31/03/2022	49.16	5.43	54.58



## Note 8

(Rs. in lakhs)

Deferred Tax Assets (Net)	As at 31/03/2023	As at 31/03/2022
Opening Balance	15.68	15.31
Deferred Tax Assets resulting on account of Provision for Gratuity & Leave Salary (A)	0.94	0.17
Deferred Tax Liabilities arising due to difference between Depreciation as per IT Act and as per Companies Act (B)	0.59	0.21
<b>TOTAL</b>	<b>17.21</b>	<b>15.68</b>

## Note 9

(Rs. in lakhs)

Other Non-Current Assets	As at 31/03/2023	As at 31/03/2022
Unsecured and considered goods		
Interest Free Deposits with Stock Exchanges	197.00	197.00
Income Tax Refund Receivable	11.33	11.33
Rent Deposit (Refer Note 23B)	39.70	39.70
Term deposit with Bank having residual maturity of more than 12 months	25.00	-
<b>TOTAL</b>	<b>273.03</b>	<b>248.03</b>

## Note 10

(Rs. in lakhs)

Current Investment	As at 31/03/2023	As at 31/03/2022
Investments in Units of Mutual Funds	-	65.00
<b>Total</b>	<b>-</b>	<b>65.00</b>

## Note 11

(Rs. in lakhs)

Inventories	As at 31/03/2023	As at 31/03/2022
Tax Free Bonds	172.60	1,564.32
Less : Provision for Decline in value	(0.20)	-
<b>TOTAL</b>	<b>172.40</b>	<b>1,564.32</b>

Tax free bonds are stated at lower of cost or market value derived as per FIMMDA valuation



Note 12

Trade Receivables

(Rs. in lakhs)

Particulars	Outstanding for following periods from due date of payment					Total
	Less than 6 months	6 months -1 year	1-2 years	2-3 years	More than 3 years	
(i) Undisputed Trade receivables - considered good	147.10	18.88	16.83	49.86	5.80	238.47
(ii) Undisputed Trade receivables - considered doubtful	-	-	-	13.28	13.90	27.17
(iii) Disputed Trade Receivables considered good	-	-	-	-	-	-
(iv) Disputed Trade Receivables considered doubtful	-	-	-	-	-	-
<b>TOTAL</b>	<b>147.10</b>	<b>18.88</b>	<b>16.83</b>	<b>63.14</b>	<b>19.69</b>	<b>265.65</b>
Less: Provision for Doubtful Receivables						27.17
Total Trade Receivables						238.47

(Rs. in lakhs)

Particulars	Outstanding for following periods from due date of payment					Total
	Less than 6 months	6 months -1 year	1-2 years	2-3 years	More than 3 years	
(i) Undisputed Trade receivables - considered good	184.44	-	18.40	101.36	1.78	305.97
(ii) Undisputed Trade receivables - considered doubtful	-	-	-	13.43	2.50	15.93
(iii) Disputed Trade Receivables considered good	-	-	-	-	-	-
(iv) Disputed Trade Receivables considered doubtful	-	-	-	-	-	-
<b>TOTAL</b>	<b>184.44</b>	<b>-</b>	<b>18.40</b>	<b>114.78</b>	<b>4.28</b>	<b>321.90</b>
Less: Provision for Doubtful Receivables						15.93
Total Trade Receivables						305.97





## Note 13

(Rs. in lakhs)

Cash and Bank Balances	As at 31/03/2023	As at 31/03/2022
Cash and Cash equivalents		
(a) Balances with banks	472.85	934.37
(b) Cash on hand	0.09	0.06
(c) Balances with Scheduled Bank in Deposit account*	6,097.61	4,106.96
	6,570.55	5,041.39

\*Of the above Fixed Deposits, Rs.1810.03Lakh worth of Fixed Deposits are pledged with Stock Exchange for margin money.

\*Of the above Fixed Deposits, Rs.2430.81Lakh worth of Fixed Deposits are pledged with Canara Bank for Overdraft facility.

## Note 14

(Rs. in lakhs)

Other Current Asset	As at 31/03/2023	As at 31/03/2022
Accrued Interest	224.44	226.57
Prepaid Expense	52.09	44.25
Receivable from clients	66.57	1,513.71
Others	14.70	51.24
Advance Tax	876.52	820.20
TDS	63.10	50.09
<b>TOTAL</b>	<b>1,297.41</b>	<b>2,706.06</b>

## Note 15

(Rs. in lakhs)

Revenue from Operations	For the Year ended 31/03/2023	For the Year ended 31/03/2022
<b>Income from Services</b>		
Brokerage Income	1,306.28	1,744.48
Brokerage Income from Bonds	3.93	5.10
Income from distribution of Mutual Funds/IPOs/Bonds	21.00	15.33
Income from DP Operations	435.02	397.82
Account Opening Charges	47.89	31.16
<b>TOTAL (A)</b>	<b>1,814.12</b>	<b>2,193.89</b>
<b>Sale of Securities</b>		
Sales - Equity	3,134.64	2,335.99
Sales-Tax Free Bonds	1,453.57	7,004.74
Dated govt securities Commerical Paper		2,997.62
<b>TOTAL (B)</b>	<b>4,588.22</b>	<b>12,338.34</b>
<b>Interest &amp; Financial Income</b>		
Interest on Corporate Bonds	44.28	387.11
Interest on Gsec Bonds	0.10	11.91
<b>TOTAL (C)</b>	<b>44.38</b>	<b>399.02</b>
<b>TOTAL</b>	<b>6,446.71</b>	<b>14,931.26</b>

## Note 16

(Rs. in lakhs)

Other Income	For the Year ended 31/03/2023	For the Year ended 31/03/2022
Interest on IT Refund	40.45	3.21
Other Income	25.79	14.02
Dividend Received-Equity	-	0.01
Profit on sale of asset	-	0.20
Profit on redemption of MF	1.06	11.13
Interest on Bank Deposits	293.81	325.73
Bad Debt Recovery	3.05	-
<b>TOTAL</b>	<b>364.15</b>	<b>354.29</b>



## Note 17

(Rs. in lakhs)

	For the Year ended 31/03/2023	For the Year ended 31/03/2022
<b>Purchase of Stock in Trade</b>		
Equities	3,116.90	2,319.59
Tax Free Bonds	-	-
Dated Govt Securities	-	2,495.36
<b>TOTAL</b>	<b>3,116.90</b>	<b>4,814.95</b>

## Note 18

(Rs. in lakhs)

	For the Year ended 31/03/2023	For the Year ended 31/03/2022
<b>Changes in inventories of FG,WIP &amp; Stock in Trade</b>		
(Increase)/Decrease in Stock		
Closing Stock - Equities	-	-
Closing Stock Tax Free Bonds	172.60	1,564.32
Closing Stock Dated Govt Securities	-	-
<b>TOTAL (A)</b>	<b>172.60</b>	<b>1,564.32</b>
Less : Opening Stock - Equities	-	495.80
Opening Stock Tax Free Bonds	1,564.32	2.98
Opening Stock Dated Govt Securities	-	7,809.95
<b>TOTAL (B)</b>	<b>1,564.32</b>	<b>8,308.73</b>
<b>TOTAL (B) - (A)</b>	<b>1,391.72</b>	<b>6,744.41</b>

## Note 19

(Rs. in lakhs)

	For the Year ended 31/03/2023	For the Year ended 31/03/2022
<b>Employees Benefit Expenses</b>		
Salaries & Allowances	463.51	403.17
Company's contribution to Provident & Other funds	11.64	8.42
Employer Contribution to NPS for CBSL Staff	9.94	7.49
Stipend paid to CBSL Trainees	39.23	17.73
<b>TOTAL</b>	<b>524.31</b>	<b>436.80</b>

## Note 20

(Rs. in lakhs)

	For the Year ended 31/03/2023	For the Year ended 31/03/2022
<b>Finance Cost</b>		
Interest paid on Bank Borrowing	0.46	2.26
<b>TOTAL</b>	<b>0.46</b>	<b>2.26</b>



## Note 21

(Rs. in lakhs)

Other Expenses(Admn & other exp)	For the Year ended 31/03/2023	For the Year ended 31/03/2022
Advertisement Expense	1.18	1.90
Bad Debt Written off	9.63	17.84
Bank Charges	0.46	2.03
Books, Periodicals, News Paper & Magazine	0.94	0.85
Business Promotion/Development Expenses	4.37	7.12
CSR Expense (Refer Note 23R)	46.70	37.38
DP Other Charges	32.98	17.89
Electricity Charges	21.95	12.34
Facility Management Services	16.16	38.79
GST Paid	1.85	15.94
Insurance	1.13	20.43
Interest on late payment of Statutory Dues	0.10	1.69
KYC & KRA Expenses	20.76	9.97
Lease line charges	21.13	18.96
Payment to Auditors:	-	-
Statutory Audit Fees	2.50	2.50
Limited Review Fees	1.50	1.50
Legal & Professional Fees	27.74	19.47
Meeting Expenses	9.08	7.57
Loss on Sale of Fixed asset	0.22	-
Miscellaneous Expenses	0.04	1.37
Office expenses	15.61	12.72
Payment to Contractors	21.75	20.81
Pooja Expense	0.70	0.33
Postage, Telephone & Telegrams	15.96	17.15
Printing & Stationery	8.46	10.15
Professional & Membership	3.43	1.62
Provision for Doubtful debt	4.81	15.93
Interest paid to depository	8.03	-
Rent	105.43	97.24
Repairs & Maintenance to assets other than Buildings & Machinery	132.95	136.21
Sitting Fees to Directors	10.05	8.10
Software Expenses	27.36	24.56
Stamp charges	22.74	23.18
STP Charges	0.04	0.24
STT	1.54	1.25
Subscription to Information Systems	66.52	39.67
Transaction/other charges to Exchanges	19.24	13.35
Travelling, Conveyance & Motor Car Expenses	14.21	17.01
Provision for diminution in value of Inventories	0.20	-
<b>TOTAL</b>	<b>699.45</b>	<b>675.03</b>

